



THE SAVING PLUS VIEW

Volume - 6 Issue-116 | April 2017 Pgs : 4 | MONTHLY | www.miconline.co.in | FOR PRIVATE CIRCULATION

Features Pg. No.

- Investor Manifesto 1
- SIP Follow Your Dreams 1
- Inflation Chart 1
- ELSS Tax Saving U/s 80C 2
- Start Early Chart 2
- Scheme Based Returns 3
- SIP & STP Details 3
- Balance Scheme 4
- Avoid Mistakes 4

Follow us on **FACE BOOK**
MICWEALTH

Service Area
Representative
of MICPL for
Clients

WESTERN SUBURBS

BORIVALI

- MALAD / KANDIVALI MOB.: 9920903079
GOREGAON / ANDHERI TMOB.: 99209 03079
JOGESHWAR/ANDHERI TEL.: 98923 43457
SANTACRUZ (EAST/WEST) TEL.: 98923 43457
MOB.: 98338 84576
MAHIM, SHIVAJI PARK, TEL.: 2447 4043
DADAR MOB.: 98209 65319
VASAI/VIRAR/NALASOPARA MOB.: 90046 93334
MOB.: 90969 81475

CENTRALSUBURBS

- DOMBIVLI, KALYAN MOB.: 98195 98586
BHANDUP / MULUND MOB.: 9819789239
GHATKOPAR TEL.: 98694 20081
MOB.: 98338 84571
THANE TEL.: 2532 9267
MOB.: 98195 98586
THANE TEL.: 98694 20081
MOB.: 98338 84571
CHEMBUR / KURLA TEL.: 2523 3429
MOB.: 98194 92697
WADALA/DADAR Mob.: 9820553664

On the spot Brokerage
plus Collection of forms.

THE INVESTOR'S MANIFESTO

I AM AN INVESTOR I AM NOT A SPECULATOR.

IT'S NOT HOW MUCH MONEY I MAKE THAT MATTERS,
BUT HOW MUCH MONEY I KEEP, HOW HARD IT WORKS,
AND HOW MANY YEARS I LET IT WORK.

I AM NOT AS BRAVE
AS MY BROKER THINKS I AM.
FOR ME, LOSS PREVENTION
IS MORE IMPORTANT THAN
PURSUIT OF GAIN.

PATIENCE IS A VIRTUE FOR ME.
I RESIST THE NATURAL HUMAN BIAS TO ACT.

I KNOW IF I KEEP AT HARD WORK AND HONESTY,
I WILL GET ALMOST ANYTHING IN LIFE. INVESTING ISN'T DIFFERENT.

I DON'T TRY TO
PREDICT THE FUTURE.
I ALWAYS TRY TO
PREPARE FOR IT.

I KNOW THAT TO MAKE MONEY
IN STOCKS, I MUST HAVE
VISION TO SEE THEM,
COURAGE TO BUY THEM,
AND PATIENCE TO HOLD THEM.

MY GOAL AS AN INVESTOR IS
NOT TO BE THE NEXT
WARREN BUFFETT, BUT TO
BECOME A MORE AUTHENTIC
VERSION OF MYSELF.

I UNDERSTAND THAT KNOWING
WHAT I DON'T KNOW
IS MORE USEFUL
THAN BEING BRILLIANT.

I KNOW LEVERAGE WHEN COMBINED
WITH STOCK MARKET VOLATILITY
EQUALS DYNAMITE, AND THUS I
KEEP MYSELF FAR AWAY FROM IT.

I KNOW WHAT I OWN,
AND WHY I OWN IT.

I KNOW THERE IS NO EASY ROAD.
THE MOMENT I BELIEVE THE ROAD IS EASY,
I WILL PUT MYSELF AT GREAT RISK.

FOR ME, THERE IS NO
SUCH THING AS GETTING
RICH QUICK.

I KNOW TO ACHIEVE SUCCESS AS AN INVESTOR I DON'T
HAVE TO BE BRILLIANT, BUT ONLY A LITTLE BIT WISER THAN
THE OTHER GUYS, ON AVERAGE, FOR A LONG, LONG TIME.

I KNOW THAT IN INVESTING,
I ONLY HAVE TO DO FEW THINGS RIGHT
SO LONG AS I DO NOT DO
TOO MANY THINGS WRONG.

I REMEMBER THAT THE
MOST DANGEROUS WORDS
IN INVESTING ARE
'THIS TIME IT'S DIFFERENT.'

I CAN'T LIVE LONG ENOUGH TO MAKE ALL INVESTING MISTAKES MYSELF.
I MUST THUS LEARN FROM THE MISTAKES OF OTHERS.

HUMILITY AND COURAGE
ARE MY GREATEST ASSETS
AS AN INVESTOR.
I MUST NOT LOSE THEM.

I TRY TO KEEP MY HEAD WHEN OTHERS ARE LOSING THEIRS.
SUCCESSFUL INVESTING FOR ME IS
99% TEMPERAMENT AND 1% INTELLIGENCE.

I REMIND MYSELF OFTEN:
I AM AN INVESTOR

Finance your future dreams through SIPs

1) **Finance your future dreams** : The ultimate objective of investing is to achieve financial goals like buying a house or creating a corpus for your children's future education SIPs can help you achieve these goals over a period of time through small but regular investments.

2) Become disciplined with savings : SIPs help you inculcate a regular saving habit as they require you to invest a fixed sum of money on regular basis investing regularly in small amounts may often lead to better results than investing a lump sum.

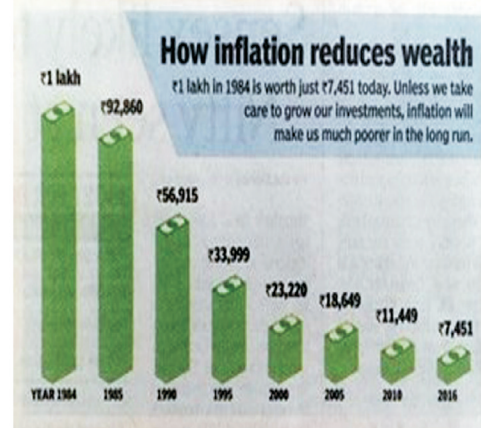
3) **SIPs offer flexibility** : SIPs offer you the flexibility to select an amount that you intend to invest. SIP is a simple, convenient and affordable way to invest for your future with as little as Rs. 500 every month.

Any dream can be achieved if you work towards it. Building wealth is no different. A Systematic Investment Plan (SIP) can help you work towards your financial goals. Let us look at the features of a Systematic Investment Plan and how it can help you fulfil your investment objectives.

4) **Minimise your exposure to stock market volatility** : Through an SIP, you have the option to invest regularly in equity markets irrespective of the bull and bear phases. By investing a fixed amount every month, you may be able to pick up more units when the prices are low and vice versa so that, over a period of time the acquisition cost per unit may come down. This is called rupee cost averaging

5) **Create wealth with the power of compounding** : Compounding is a disciplined investor's best friend. A Systematic Investment Plan (SIP) is one of the most effective means to beat market volatility and benefit from the enormous power of compounding over time.

With SIPs, you can dream bigger and achieve much more over a period of time. Start investing a SIP today and work towards realising your dreams.



MERCHANT INVESTMENT CONSULTANCY PVT. LTD.

LUCKY MANSION, 1ST FLOOR, OPP ABYUDAYA CO-OP BANK LTD., 250/252, BAZAR GATE STREET, FORT, MUMBAI - 400 001.

Office Time Weekdays 10 a.m. to 6 p.m. • Saturday 10 a.m. to 4 p.m.

TEL. : (022) 6634 8150, 6633 6781, 6654 8097
6654 8098, 6654 8099 □ FAX : (022) 2265 4898

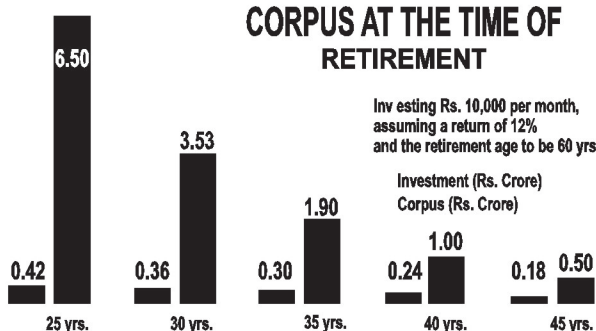
E-mail : services@miconline.co.in
Website : www.miconline.co.in



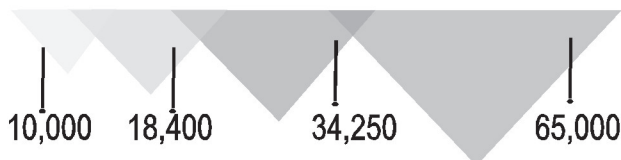
SIP SCHEME : BEST WAY TO CATCH YOUR DREAMS

CORPUS AT THE TIME OF RETIREMENT

Investing Rs. 10,000 per month, assuming a return of 12% and the retirement age to be 60 yrs.



INVESTMENT ON A MONTHLY BASIS



Amount to be invested on monthly basis to make retirement corpus of Rs. 65.00 crore assuming the return @ 12% (in Rs.)

Source : DNA Paper

Market timing does not help

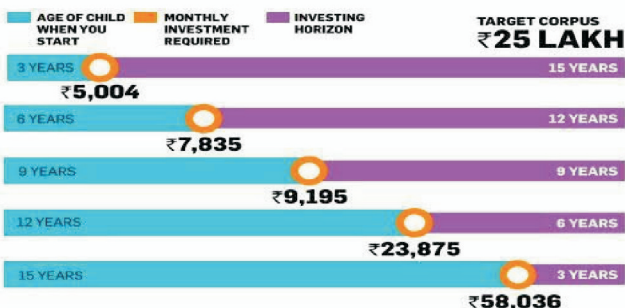
Even if an investor managed to miss the 10 biggest market declines in 5 years, he would have earned less than investor who continued SIPs.

INVESTOR	WHAT HE DID	CORPUS VALUE AFTER FIVE YEARS	RETURNS
Regular investor	Continued SIPs started in July 2011.	9.26 lakh	17.3%
Market Timer I	Withdraw before 10 biggest falls and reinvested on next SIP date.	8.91 lakh (plus short term loss of 58,333 which can be adjusted against other gains)	15.62%
Market Timer II	Advanced the next SIP and invested it when markets fell.	9.33 lakh	17.27%

SIP of Rs. 10,000 started in an equity diversified fund (Birla Sun Life Frontline Equity) for five years from July 2011 till June 2016

START EARLY, INVEST LESS

This is the monthly investment needed (at 12% per annum) for a child's higher education goal of ₹25 lakh when he is 18 years old.



ELSS TAX SAVING SCHEME

Invest in Equity Linked Saving Scheme upto Rs. 1,50,000/-

Why ELSS ?
(u/s 80 C)

Save Tax upto
Rs. 46,350/-

Reason 1 :

Lowest lock - in period of 3 years only

Reason 2 :

Better Return in Long Term, as compared to all the other Products available u/s 80 C.

Reason 3 :

Returns & Dividends are **TAX FREE**.

Various Products Available u/s 80 C

Investment Instrument	Tax Free Contribution	Tax Free Income	Tax Free On Maturity	Lock in Period (Years)
ELSS Fund	✓	✓	✓	3
PPF	✓	✓		15
NSC	✓	X	X	5 Or 10
5 Yrs Bank Deposit	✓	X	✓	5

GET DOUBLE TAX BENEFITS

HOW MUCH WILL YOU MAKE IF YOU INVEST RS 10,000 ...

FOR 30 YEARS

- >> In a monthly SIP in equity fund: Rs 7.1 crore
- >> In an RD: Rs 1.7 crore
- >> In PPF account: Rs 1.58 crore
- >> In regular insurance policy: Rs 81.9 lakh
- >> In gold: Rs 1.7 crore

FOR 25 YEARS

- >> In a monthly SIP in equity fund: Rs 3.30 crore
- >> In an RD: Rs 1.04 crore
- >> In PPF account: Rs 99.74 lakh
- >> In regular insurance policy: Rs 58.9 lakh
- >> In gold: Rs 1.04 crore

FOR 20 YEARS

- >> In a monthly SIP in equity fund: Rs 1.52 crore
- >> In an RD: Rs 63.2 lakh
- >> In PPF account: Rs 61.2 lakh
- >> In regular insurance policy: Rs 40.75 lakh
- >> In gold: Rs 63.2 lakh

Average annual rates (pre-tax):
Equities 15.1%,
RD 8.5%, PPF 8.25%, Regular insurance policy 5%, Gold 8.5%

Source : Times of India

1) Investment done in Mutual Funds, Company Fixed Deposits, Bonds etc. are subject to Market Risk. Investors are required to read the offer documents and application forms carefully before investing. 2) We act as the distributor between the company and the investor, we won't be responsible for any market losses occurred in investments in mutual funds & company fixed deposits. 3) Please confirm interest rates before applying, we don't take any responsibility for change in interest rates & loss occurred due to same. 4) Company FD investments are unsecured in nature. 5) We don't promote or recommend any schemes, investors need to clarify & understand the details of every investments done by them. 6) Dividend is declared after distribution surplus (It cannot be taken as a guarantee by Company). 7) Images are shown are used for illustrative purpose only. None of the person present in image are promoting the scheme.

GOAL BASED INVESTMENT : STAY INVESTED


SCHEMES	2015 BUDEGT	2016 BUDEGT	2017 BUDGET	POST UP ELECTION RESULT 14/3/2017
LARGE CAP				
A	156873	133759	165283	173134
B	158923	135083	169525	170975
C	151807	131699	161389	163408
D	168292	135709	170380	173573
MIDCAP&SMALL				
A	187725	175445	243190	250664
B	192934	172928	236710	239650
C	205542	186918	261886	263216
D	189442	161530	199598	203986
E	203901	179639	246847	251073
F	198196	181673	244398	247628
G	205608	198860	285130	290739
MULTICAP				
A	162279	138866	181770	183567
B	159601	135546	171230	172819
C	169016	150236	182921	186656
D	170265	146077	193169	193552
TAX SAVER				
A	165885	142900	194138	194795
B	203415	157139	206659	210590
BALANCED				
A	154724	140948	173453	174920
B	152306	139816	179981	178928
C	150925	135025	175638	177299
D	109148	99886	130322	131775
E	157792	146274	177363	179004

Note : The amount invested is 1,00,000 on 1/3/2014 and the value follows as on mention date. The scheme names are not mentioned, please speak to us for details.

SIP returns of equity funds

	Amt. Invested	Corpus Value	Return %
2 Yrs.	24,000	24,721	2.88%
3 Yrs.	36,000	40,714	8.16%
5 Yrs.	60,000	84,458	13.65%
7 Yrs.	84,000	1,29,739	12.21%
10 Yrs.	1,20,000	2,27,228	12.27%
15 Yrs.	1,80,000	7,57,703	17.36%

Note : Amt. Invested Rs. 1,000 per month

BENEFITS OF INVESTING THROUGH THE STP ROUTE?

Source : Times of India

A TO Z OF STP

In the previous edition we introduced you to Systematic Transfer Plan (STP). This time, know how to use it better

WHAT

Consider STP a version of the Systematic Investment plan (SIP). It helps you to invest a fixed amount in a particular Fund on a monthly basis.

STP V/S SIP

In an SIP, your money moves from your bank account to a Mutual Fund. In an STP, it moves one Fund to another.

HOW TO WORKS

It's simple. First step involves accumulating investments in a Fund. When you want to exit this MF scheme, you sign up for an STP and specify a new Fund and monthly amount. The STP will exit your previous investment and move your money to the new Fund every month.

LIQUID TO EQUITY MF

The most common use of STP is to first invest your entire investment amount in a Liquid Fund in lump sum and then transfer it to an Equity Fund every month. This helps you earn by Equity Funds at different market prices, thus averaging your cost and lowering risks.

LIQUID TO DEBT MF

Another common use of STP is when you want to lower the risk of your investment, say at the age of 55. You then systematically move the Funds to a Debt scheme that can help you protect your month until retirement.

CAPITAL GAINS

When you start an STP, you are essentially selling your investments in an old MF scheme and buying a new one. This means you could be eligible for Capital Gains Tax either for the short term or long term. Consider this before making your decision.

EXIT LOAD

Before you start an STP, don't forget to consider the Exit Load on your prior MF investment. This could eat into your returns. This is explained below.

Source : Times of India

Advantages of a Balance Fund

Balanced Mutual Funds are hybrid equity oriented *mutual fund schemes*. These funds usually invest 65 – 75% of their portfolio in equity securities and the remaining portion in debt or money market securities. The hybrid portfolio moderates the fund volatility to a certain degree while enabling **potential wealth creation in the long term**. Since at least 65% of the portfolio is invested in equity or equity related securities, balanced funds are subject to equity taxation. Long term capital gains, for investment period of more than 1 year, is tax exempt. Short term capital gains, for investment periods of less than 1 year, is taxed at 15%. **Dividends from balanced fund schemes are also tax free.**

Why Balanced Funds may be the best investments for new mutual fund investors, we had seen that while volatilities of balanced funds are considerably lower than equity funds, balanced funds also produce superior risk adjusted returns.

The intent to get aggressive returns is what drives you to invest in equity and equity-oriented mutual funds. On the other hand, if you believe in taking lower risks then it is very likely that you will opt for debt-oriented investment options to have predictable returns and fixed income.

But if you want to draw the maximum out of your investment and yet not take high risk, then going for a Balanced Fund makes perfect sense.

Advantages of a Balanced Fund

A Balanced Fund offers the best of both worlds – the potential of higher returns from the equity component and stability of the debt component. This makes Balanced Funds less volatile.

The returns that you get from Balanced Funds are risk-adjusted. This factor is governed by how Fund Manager allocates the assets. By selecting small cap and mid cap stocks, the gains that the equity component can give are much higher and the associated risk is well taken care of by the debt investment.

If your Balanced Fund is equity focussed and for the long term, then the major part of your investment is exempt from long term capital gains tax and the debt component comes with indexation benefit for holding periods beyond a year. That makes Balanced Funds a good tax saving investment as well.

From a broader outlook, Balanced Funds tick all the boxes for a Conservative investor who wants to benefit from the stock market as well as fixed income options and it represents a very sensible long-term investment option that can give steady yet promising capital appreciation and provide respectable returns for the later phase in life.

Many balanced funds are declaring regular dividends, the options available to investor are: MONTHLY, QUARTERLY, ANNUALLY, CUMULATIVE

SCHEME	Interest Rate in (%)			AMOUNT	Senior Citizen
	12 M	24 M	36 M		
Bajaj Finance	7.80	8.00	8.05	75,000	0.25
Mahindra & Mahindra Financial Services Ltd	7.50	7.50	7.55	10,000	0.25
DHFL	7.75	7.80	7.85	10,000	0.25
DHFL	7.80 (14 Months Deposit)			10,000	0.25
DHFL - Trust	7.80 (13 Months Deposit)			10,000	
DHFL	7.90 (40 Months Deposit)			10,000	0.25
DHFL - Wealth 2 Health	7.75	7.80	7.85	25,000	0.25
Gruh Finance	7.25	7.50	7.50	10,000	0.25
HDFC Regular Deposits	7.40	7.40	7.40	20,000	0.25
HDFC Premium Deposits	7.50 (15 & 30 Months)			20,000	0.25
HDFC Premium Deposits	7.55 (20 & 40 Months)			20,000	0.25
REC Capital Gain Bond	5.25 (36 Months)			Yearly Int. Rate	
NHAI Capital Gain Bond	5.25 (36 Months)			Yearly Int. Rate	
Shriram FD	7.75	7.85	8.00	25,000	0.25

DONT MAKE THESE MISTAKES

Small investors get unnered when markets fall. Here are common mistakes they should avoid.

1. **Don't stop mutual fund SIPs** when markets are down. You lose the very advantage that the SIP offers by averaging out the cost of purchase.

2. **Leveraged bets can be devastating** when markets drift down. If you buy stocks directly invest only in the cash segment, not F & O.

3. **Small-cap stocks can be very rewarding** but don't get lured into buying obscure scrips or low priced penny stock.

4. **Diversify your investments** across at least 3-4 stocks and sectors. Betting too much on a single stock or sector can be risky.

5. **Invest for at least 4-5 years.** Don't invest money which might be required in the next 1-2 years. Put in short-term debt funds or bank deposits.

MERCHANT INVESTMENT CONSULTANCY PVT. LTD.

250/252, BAZAR GATE STREET, 1ST FLOOR, LUCKY MANSION,
NEAR APNA BAZAR, FORT, MUMBAI-400 001.

LAND MARK : 10 MINUTES FROM V. T. STATION

Tel. : 6633 6781, 6634 8150, 6654 8097, 6654 8098, 6654 8099

Fax : (022) 2265 4898 □ E-mail : services@miconline.co.in

Website : www.miconline.co.in

Editor and Published by : Anol Merchant on behalf of Merchant Investment Consultancy Pvt. Ltd., 250/252, Bazar Gate Street, Fort, Mumbai-1, Printed at Somani Printing Press, 14-A, J. R. Boricha Marg, Sitaram Mill Compound, Lower Parel, Mumbai - 400 013.

From : MERCHANT INVESTMENT CONSULTANCY PVT. LTD.
250/252, BAZAR GATE STREET, 1ST FLOOR, LUCKY MANSION,
NEAR APNA BAZAR, FORT, MUMBAI-400 001.

Note : Every care has been taken to publish the information / articles. However editor, publisher, printer will not be responsible for any error/change in rates etc. when publishing the same. Kindly read the form before advising, investing.